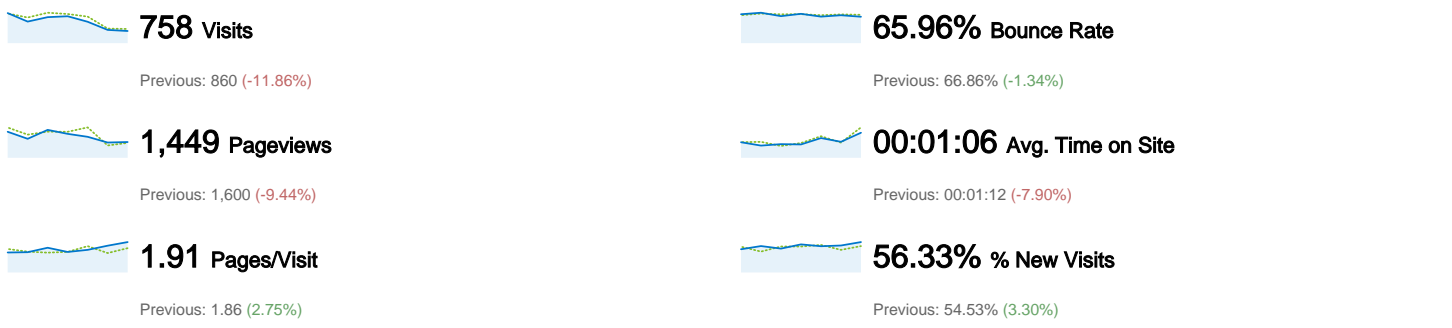
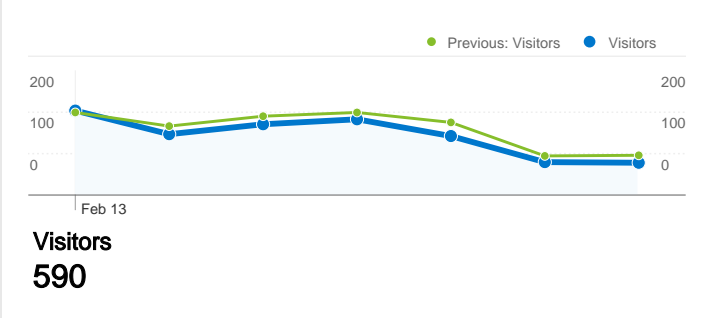


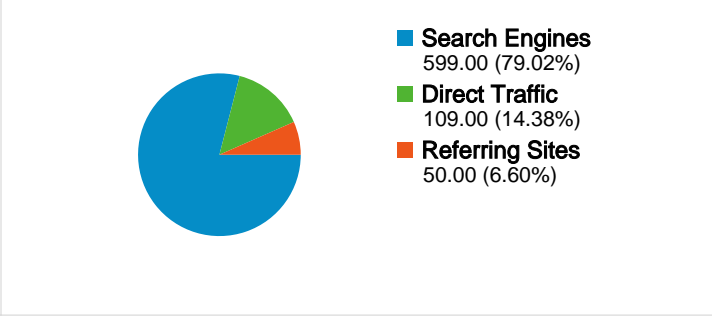
Site Usage



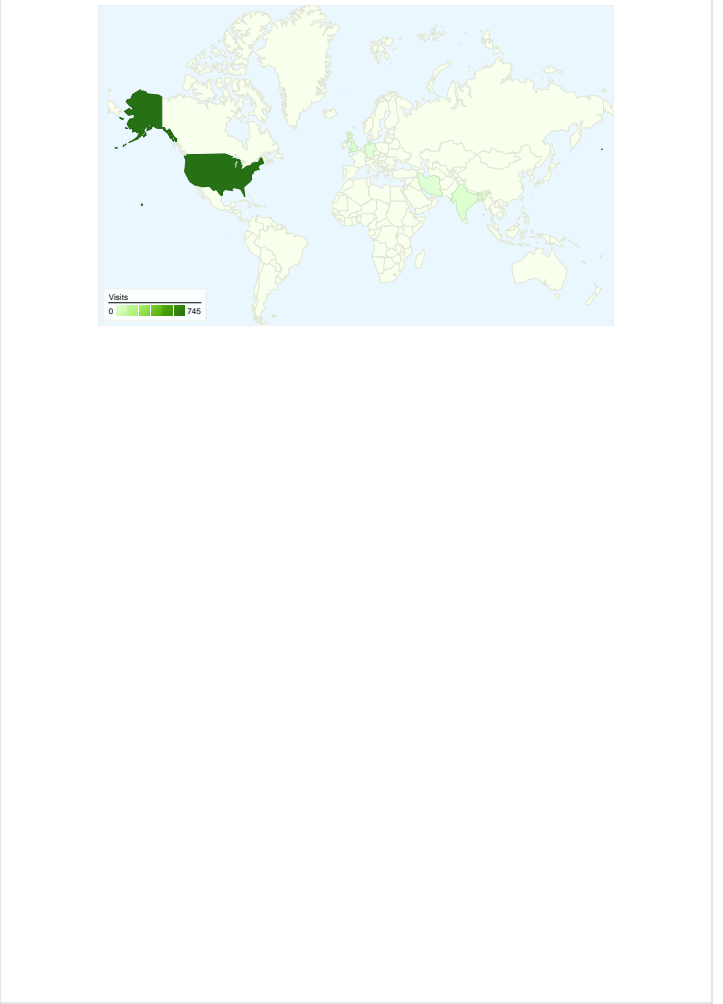
Visitors Overview



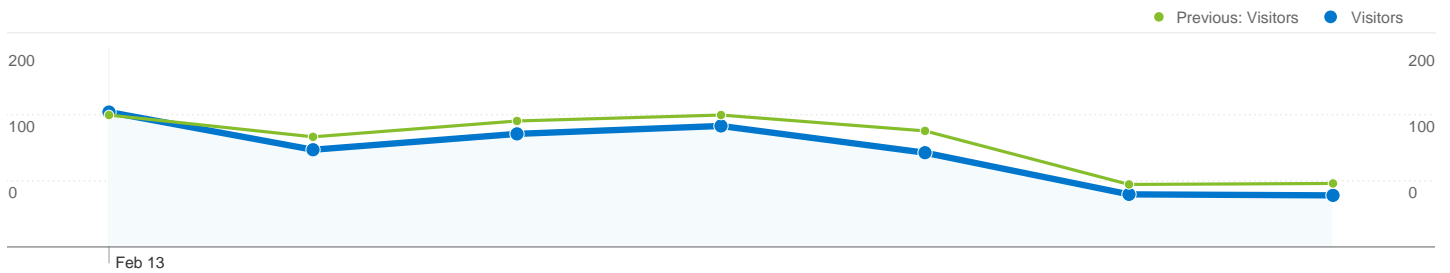
Traffic Sources Overview



Map Overlay



Content Overview		
Pages	Pageviews	% Pageviews
/offices/sheriff/pressreleases.htm		
Feb 13, 2012 - Feb 19, 2012	209	14.42%
Feb 6, 2012 - Feb 12, 2012	267	16.69%
% Change	-21.72%	-13.57%
/offices/sheriff/index.htm		
Feb 13, 2012 - Feb 19, 2012	151	10.42%
Feb 6, 2012 - Feb 12, 2012	226	14.12%
% Change	-33.19%	-26.22%
/		
Feb 13, 2012 - Feb 19, 2012	145	10.01%
Feb 6, 2012 - Feb 12, 2012	166	10.38%
% Change	-12.65%	-3.55%
/offices/assessor/index.htm		
Feb 13, 2012 - Feb 19, 2012	137	9.45%
Feb 6, 2012 - Feb 12, 2012	158	9.88%
% Change	-13.29%	-4.26%
/offices/sheriff/warrants.htm		
Feb 13, 2012 - Feb 19, 2012	85	5.87%
Feb 6, 2012 - Feb 12, 2012	88	5.50%
% Change	-3.41%	6.66%



590 people visited this site

758 Visits

Previous: 860 (-11.86%)

590 Absolute Unique Visitors

Previous: 639 (-7.67%)

1,449 Pageviews

Previous: 1,600 (-9.44%)

1.91 Average Pageviews

Previous: 1.86 (2.75%)

00:01:06 Time on Site

Previous: 00:01:12 (-7.90%)

65.96% Bounce Rate

Previous: 66.86% (-1.34%)

56.33% New Visits

Previous: 54.53% (3.30%)

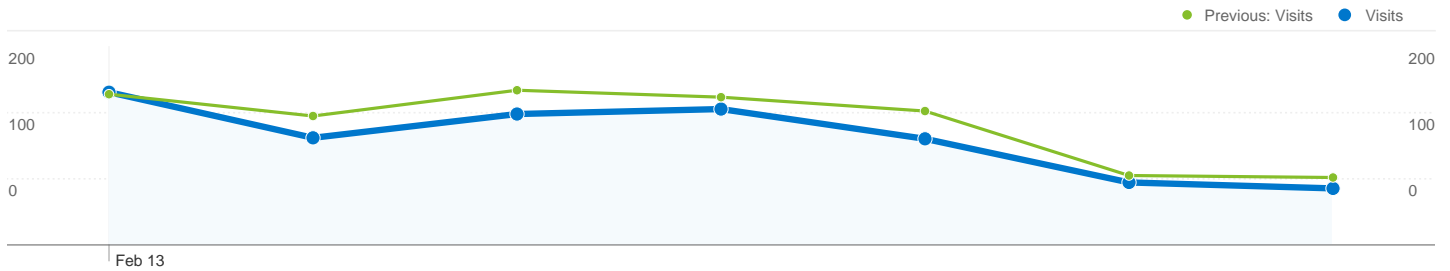
Technical Profile

Browser	Visits	% visits
Internet Explorer		
Feb 13, 2012 - Feb 19, 2012	461	60.82%
Feb 6, 2012 - Feb 12, 2012	546	63.49%
% Change	-15.57%	-4.21%
Firefox		
Feb 13, 2012 - Feb 19, 2012	109	14.38%
Feb 6, 2012 - Feb 12, 2012	94	10.93%
% Change	15.96%	31.56%

Safari		
Feb 13, 2012 - Feb 19, 2012	67	8.84%
Feb 6, 2012 - Feb 12, 2012	89	10.35%
% Change	-24.72%	-14.59%
Chrome		
Feb 13, 2012 - Feb 19, 2012	66	8.71%
Feb 6, 2012 - Feb 12, 2012	70	8.14%
% Change	-5.71%	6.97%
Android Browser		
Feb 13, 2012 - Feb 19, 2012	42	5.54%
Feb 6, 2012 - Feb 12, 2012	50	5.81%
% Change	-16.00%	-4.70%

Traffic Sources Overview

Feb 13, 2012 - Feb 19, 2012
Comparing to: Feb 6, 2012 - Feb 12, 2012



All traffic sources sent a total of 758 visits

14.38% Direct Traffic

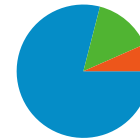
Previous: 13.37% (7.54%)

6.60% Referring Sites

Previous: 7.21% (-8.50%)

79.02% Search Engines

Previous: 79.42% (-0.50%)



- Search Engines**
599.00 (79.02%)
- Direct Traffic**
109.00 (14.38%)
- Referring Sites**
50.00 (6.60%)

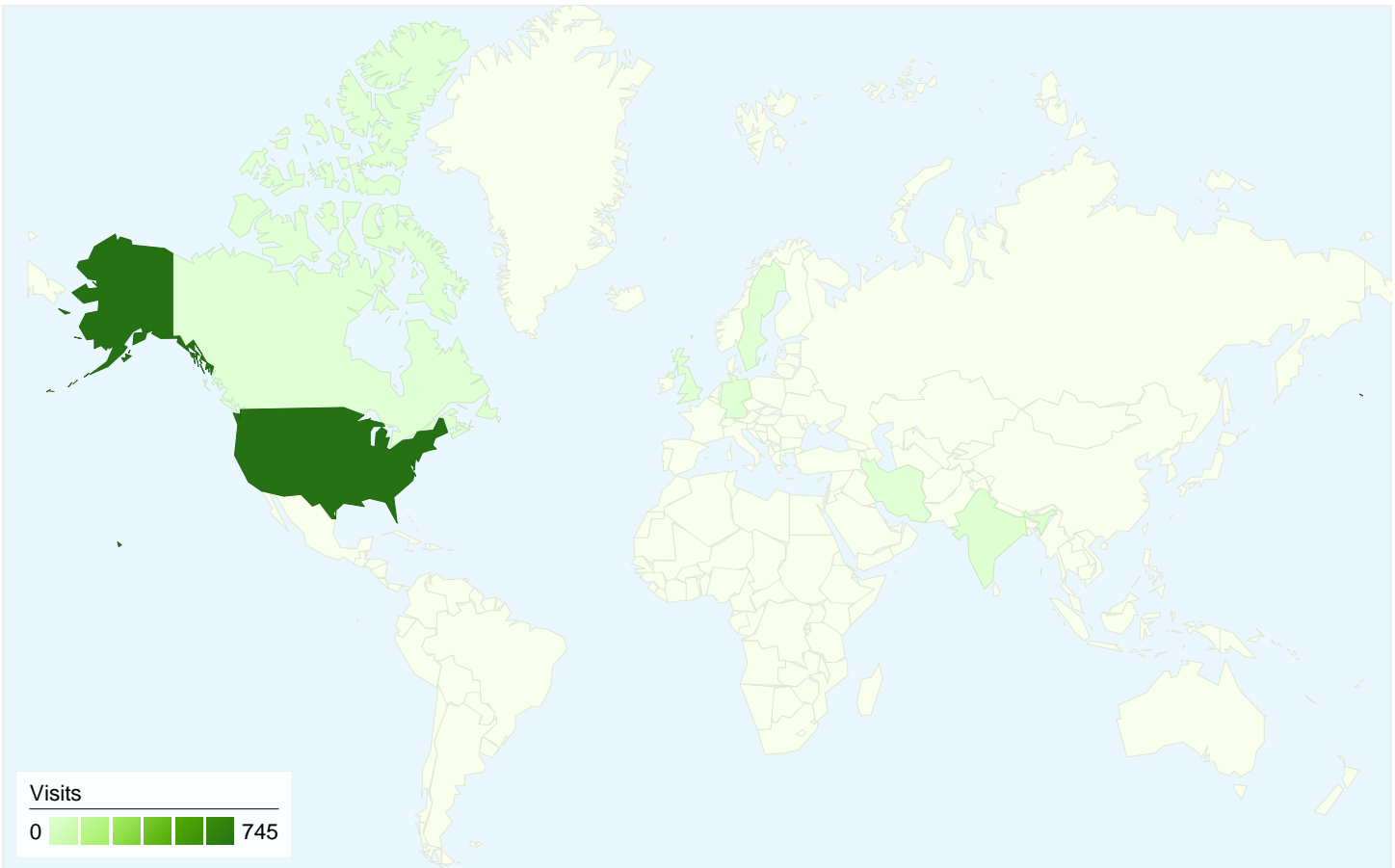
Top Traffic Sources

Sources	Visits	% visits
google (organic)		
Feb 13, 2012 - Feb 19, 2012	430	56.73%
Feb 6, 2012 - Feb 12, 2012	476	55.35%
% Change	-9.66%	2.49%
(direct) ((none))		
Feb 13, 2012 - Feb 19, 2012	109	14.38%
Feb 6, 2012 - Feb 12, 2012	115	13.37%
% Change	-5.22%	7.54%
bing (organic)		
Feb 13, 2012 - Feb 19, 2012	90	11.87%
Feb 6, 2012 - Feb 12, 2012	120	13.95%
% Change	-25.00%	-14.91%
yahoo (organic)		
Feb 13, 2012 - Feb 19, 2012	62	8.18%
Feb 6, 2012 - Feb 12, 2012	66	7.67%
% Change	-6.06%	6.58%
ask (organic)		

Keywords	Visits	% visits
(not provided)		
Feb 13, 2012 - Feb 19, 2012	79	13.19%
Feb 6, 2012 - Feb 12, 2012	62	9.08%
% Change	27.42%	45.29%
cass county iowa assessor		
Feb 13, 2012 - Feb 19, 2012	61	10.18%
Feb 6, 2012 - Feb 12, 2012	78	11.42%
% Change	-21.79%	-10.83%
cass county iowa		
Feb 13, 2012 - Feb 19, 2012	43	7.18%
Feb 6, 2012 - Feb 12, 2012	62	9.08%
% Change	-30.65%	-20.92%
cass county assessor		
Feb 13, 2012 - Feb 19, 2012	25	4.17%
Feb 6, 2012 - Feb 12, 2012	14	2.05%
% Change	78.57%	103.61%
cass county iowa sheriff		

Feb 13, 2012 - Feb 19, 2012	8	1.06%
Feb 6, 2012 - Feb 12, 2012	5	0.58%
% Change	60.00%	81.53%

Feb 13, 2012 - Feb 19, 2012	21	3.51%
Feb 6, 2012 - Feb 12, 2012	26	3.81%
% Change	-19.23%	-7.90%

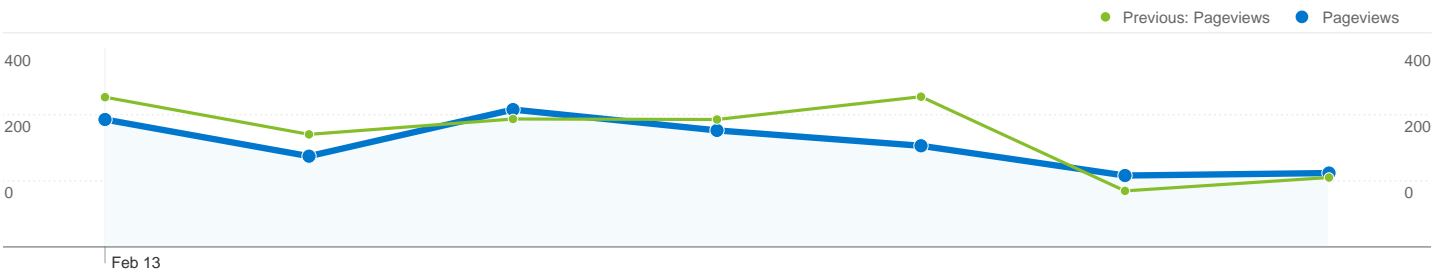


758 visits came from 7 countries/territories

Site Usage

Visits	Pages/Visit	Avg. Time on Site	% New Visits	Bounce Rate	
758 Previous: 860 (-11.86%)	1.91 Previous: 1.86 (2.75%)	00:01:06 Previous: 00:01:12 (-7.90%)	56.33% Previous: 54.53% (3.30%)	65.96% Previous: 66.86% (-1.34%)	
Country/Territory	Visits	Pages/Visit	Avg. Time on Site	% New Visits	Bounce Rate
United States					
February 13, 2012 - February 19, 2012	745	1.91	00:01:07	55.84%	66.17%
February 6, 2012 - February 12, 2012	852	1.86	00:01:12	54.34%	66.78%
% Change	-12.56%	2.75%	-7.78%	2.75%	-0.91%
India					
February 13, 2012 - February 19, 2012	9	2.11	00:00:45	77.78%	44.44%
February 6, 2012 - February 12, 2012	2	2.00	00:00:02	50.00%	50.00%
% Change	350.00%	5.56%	2,892.59%	55.56%	-11.11%
Germany					
February 13, 2012 - February 19, 2012	2	2.00	00:00:43	100.00%	50.00%

February 6, 2012 - February 12, 2012	0	0.00	00:00:00	0.00%	0.00%
% Change	100.00%	100.00%	100.00%	100.00%	100.00%
United Kingdom					
February 13, 2012 - February 19, 2012	2	1.00	00:00:00	100.00%	100.00%
February 6, 2012 - February 12, 2012	1	1.00	00:00:00	100.00%	100.00%
% Change	100.00%	0.00%	0.00%	0.00%	0.00%
Canada					
February 13, 2012 - February 19, 2012	0	0.00	00:00:00	0.00%	0.00%
February 6, 2012 - February 12, 2012	2	1.00	00:00:00	100.00%	100.00%
% Change	-100.00%	-100.00%	0.00%	-100.00%	-100.00%
Iran					
February 13, 2012 - February 19, 2012	0	0.00	00:00:00	0.00%	0.00%
February 6, 2012 - February 12, 2012	1	1.00	00:00:00	100.00%	100.00%
% Change	-100.00%	-100.00%	0.00%	-100.00%	-100.00%
Sweden					
February 13, 2012 - February 19, 2012	0	0.00	00:00:00	0.00%	0.00%
February 6, 2012 - February 12, 2012	2	3.50	00:01:35	50.00%	50.00%
% Change	-100.00%	-100.00%	-100.00%	-100.00%	-100.00%
					1 - 7 of 7



Pages on this site were viewed a total of 1,449 times

1,449 Pageviews

Previous: 1,600 (-9.44%)

1,236 Unique Views

Previous: 1,375 (-10.11%)

65.96% Bounce Rate

Previous: 66.86% (-1.34%)

Top Content

Pages	Pageviews	% Pageviews
/offices/sheriff/pressreleases.htm		
Feb 13, 2012 - Feb 19, 2012	209	14.42%
Feb 6, 2012 - Feb 12, 2012	267	16.69%
% Change	-21.72%	-13.57%
/offices/sheriff/index.htm		
Feb 13, 2012 - Feb 19, 2012	151	10.42%
Feb 6, 2012 - Feb 12, 2012	226	14.12%
% Change	-33.19%	-26.22%
/		
Feb 13, 2012 - Feb 19, 2012	145	10.01%
Feb 6, 2012 - Feb 12, 2012	166	10.38%
% Change	-12.65%	-3.55%
/offices/assessor/index.htm		
Feb 13, 2012 - Feb 19, 2012	137	9.45%
Feb 6, 2012 - Feb 12, 2012	158	9.88%
% Change	-13.29%	-4.26%
/offices/sheriff/warrants.htm		

Feb 13, 2012 - Feb 19, 2012	85	5.87%
Feb 6, 2012 - Feb 12, 2012	88	5.50%
% Change	-3.41%	6.66%